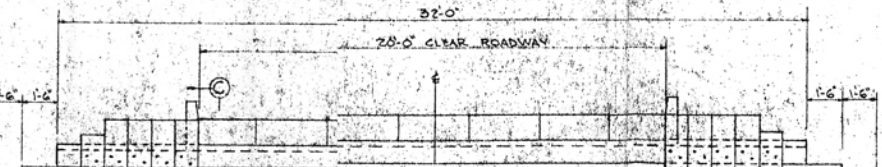
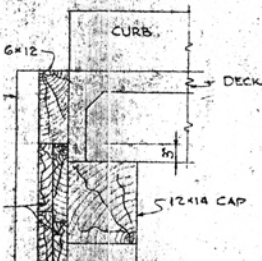
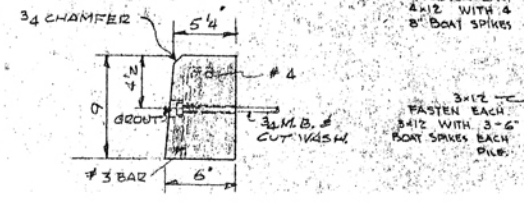


ALL SASH AND SWAY BRACES SHALL BE FASTENED AT EACH END WITH 1-3/4" FLAT HEAD BOLT WITH MALLEABLE WASHER AND 2-3/8" x 6" BOLT SPIKES AND AT INTERMEDIATE POINTS WITH 2-3/8" BOLT SPIKES.

SWAY BRACING SHALL BE PLACED ON ALL BENTS WHERE "H" EXCEEDS TWENTY (20) FEET. TWO (2) STORY BRACING SHALL BE USED AS SHOWN. USE TWO (2) STORY BRACING ON BENTS 7 THRU 28.

TYPICAL SECTION SCALE: 1/2" = 1'-0"



FRAMING DETAILS FOR RAFT ISLAND BRIDGE FOR ARCHIE MATTHEW 3814 NO. MOIROE, TACOMA

SITTS & HILL



SITTS & HILL Professional Engineers CIVIL & STRUCTURAL 7000 CENTER BLDG. TACOMA, WASHINGTON